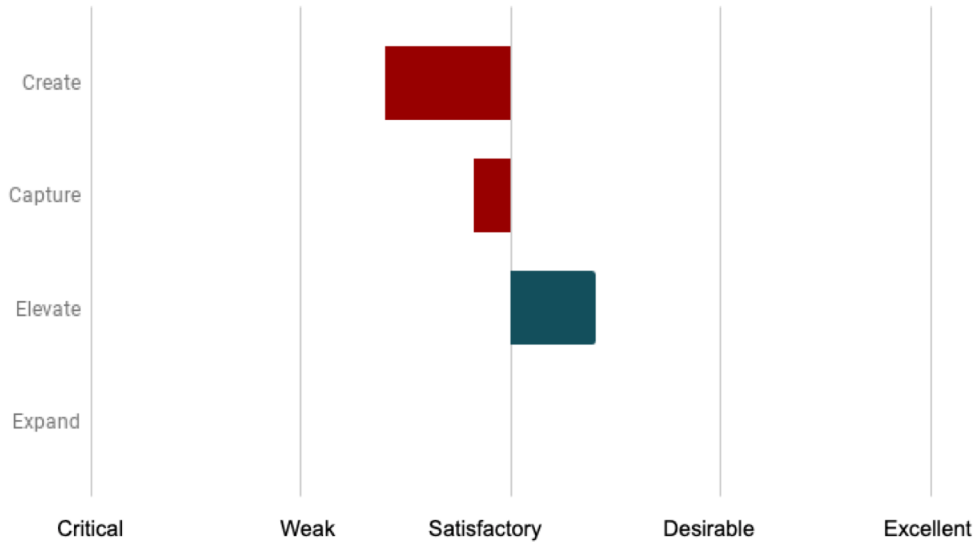


Fluency Assessment: Group and Company Insight Examples

By Conversation - Example 1

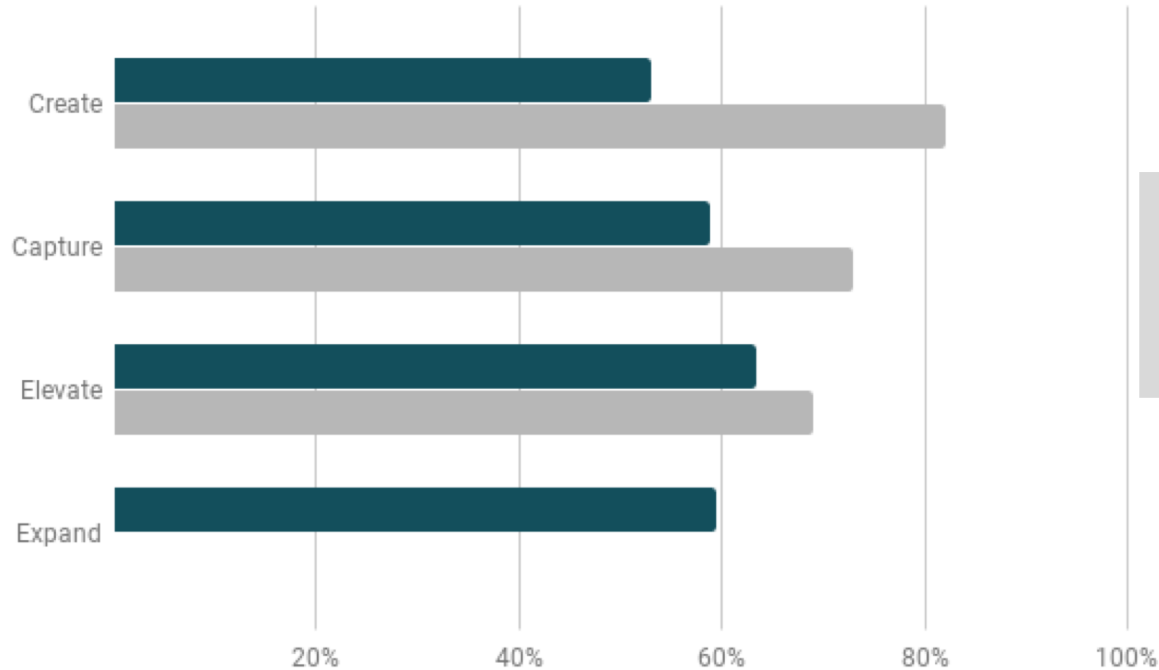


Participants Included	61	
This graph includes:		
Region	Manager	Role
Mid-Atlantic	Smith	VP
Midwest	McCoy	Sales

Big picture overview showing the filtered group or company effectiveness for each conversation. Used to set priorities and guide deployment strategy.

Principal Consultant selects which graph and benchmark to use.

By Conversation– Example 2

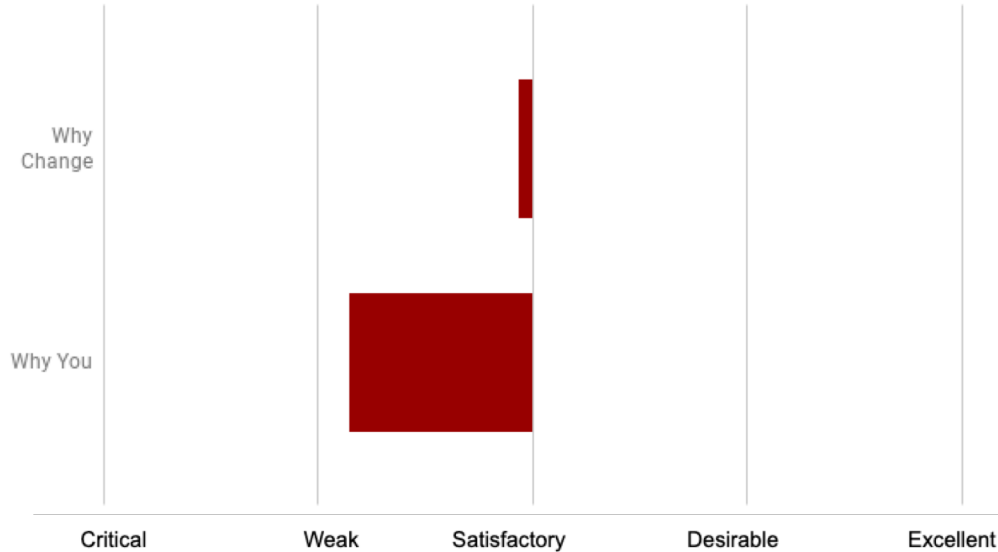


Participants Included	61	
This graph includes:		
Region	Manager	Role
Mid-Atlantic	Smith	VP
Midwest	McCoy	Sales

Big picture overview showing the filtered group or company effectiveness for each Conversation. Used to set priorities and guide deployment strategy.

Principal Consultant selects which graph and benchmark to use.

By Decision Point – Example 1



Participants Included 61

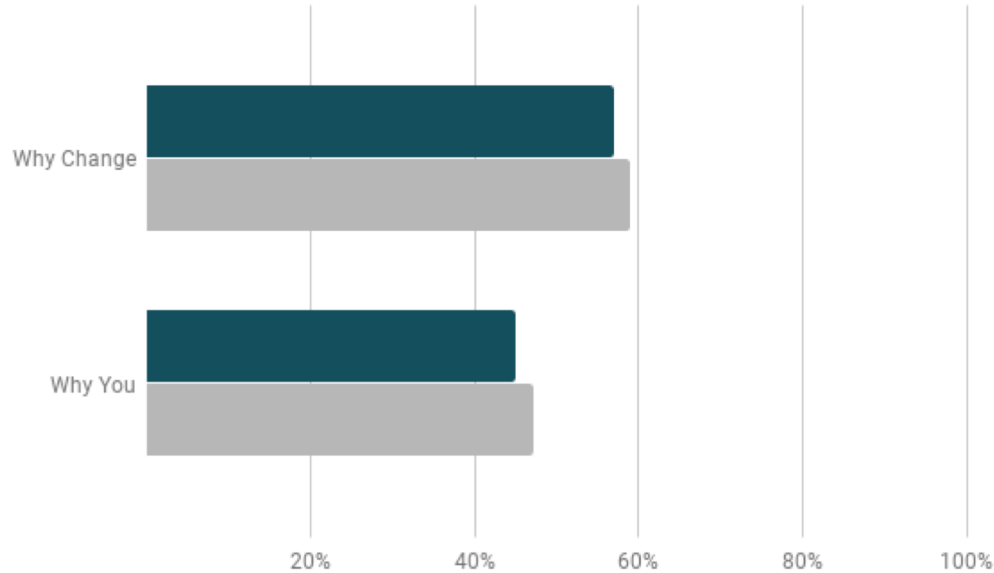
This graph includes:

Region	Manager	Role
Mid-Atlantic	Smith	VP
Midwest	McCoy	Sales

Big picture overview showing the filtered group or company effectiveness for each Decision Point. Used to set priorities and guide deployment strategy.

Principal Consultant selects which graph and benchmark to use.

By Decision Point – Example 2



Participants Included 61

This graph includes:

Region	Manager	Role
Mid-Atlantic	Smith	VP
Midwest	McCoy	Sales

Big picture overview showing the filtered group or company effectiveness for each Decision Point. Used to set priorities and guide deployment strategy.

Principal Consultant selects which graph and benchmark to use.